

ASSEMBLY INSTRUCTION

DS-853

SMYRNA 4-SEAT SOFA

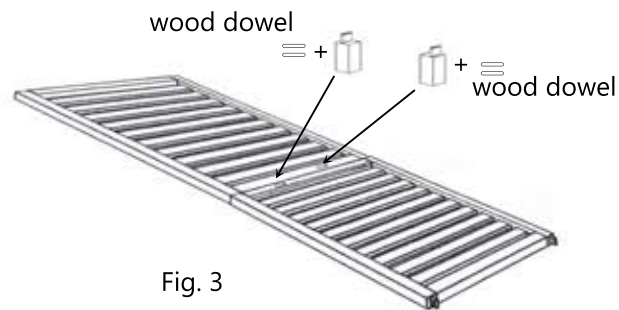
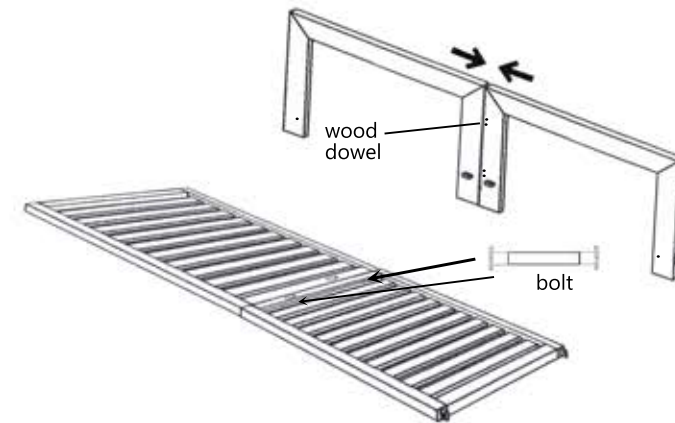
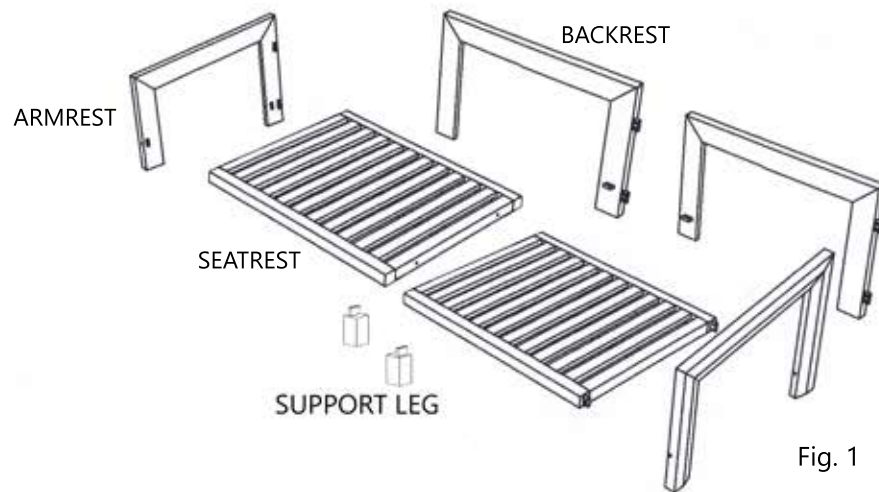


Fig. 4

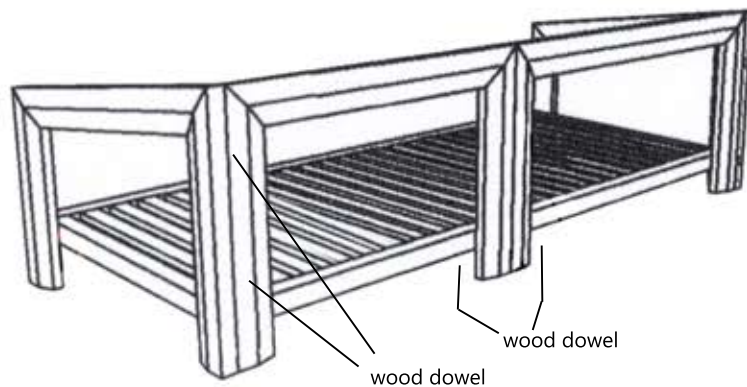
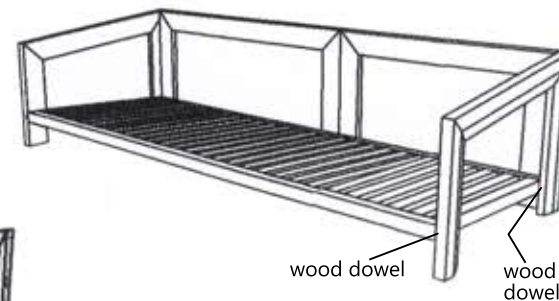


Fig. 5

Parts : 2 pcs Armrests, 2 pcs Backrests, 2 pcs Seatrests, 2 pcs Support Legs

Hardware :

Wood dowels for front legs, backrest, seatrest
Wood dowels for support legs.
Bolts for seatrest

Tool Requirement :

Wood mallet, allen key (not supplied)

Assembling :

1. Assembly the 2 pc of seatrest using bolts. Fasten it using allen key. (Fig.2)
2. Put some wood glue into seatrest and insert the support legs. Insert the wood dowels. (Fig. 3)
3. Put some wood glue into armrest mortises and backrest mortises. Insert the wood dowels. (Fig. 4 and 5)
4. Clean glue excess using damp cloth.