

# ASSEMBLY INSTRUCTION

PL-808C

## CIRCULAR MODULAR PLANTER

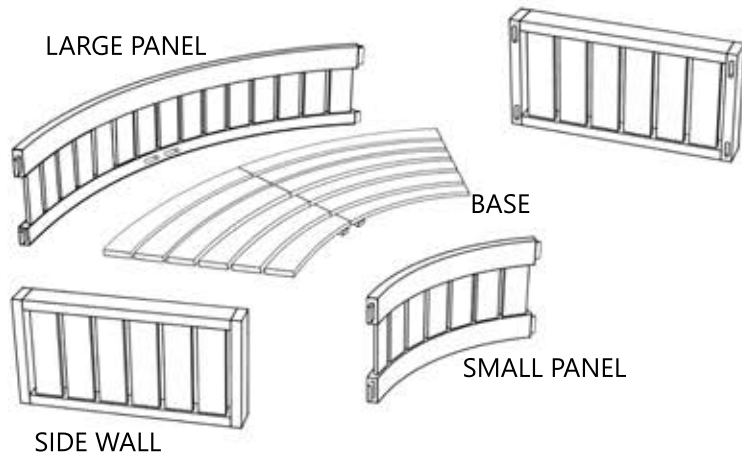


Fig. 1

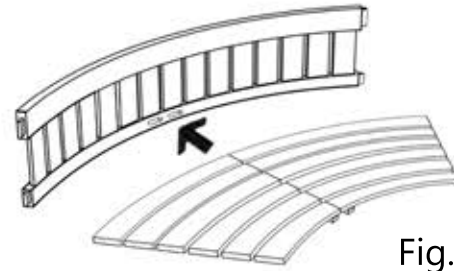


Fig. 2

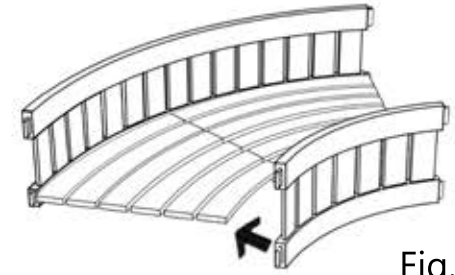


Fig. 3

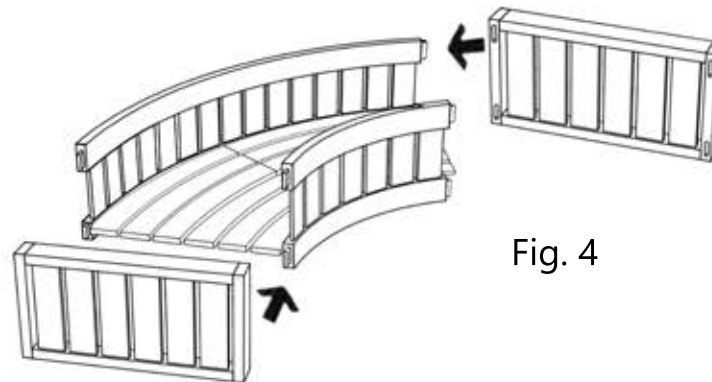


Fig. 4

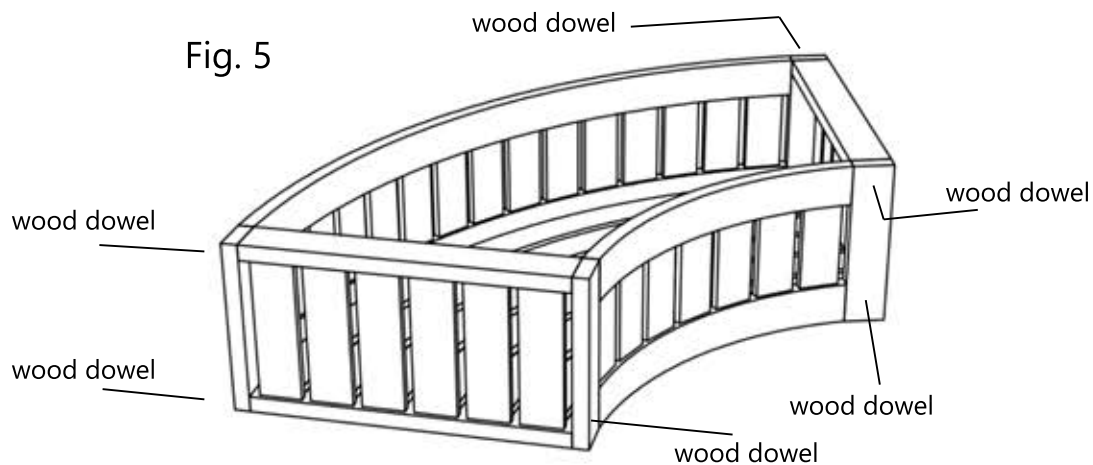


Fig. 5

**Parts :** 2 pcs Side walls, 1 pc Base, 1 pc Small panel,  
1 pc Large panel

**Hardware :**  
Wood dowels for side walls

**Tool Requirement :**  
Wood mallet

**Assembling :**

1. Assembly base and large panel. (Fig.2)
2. Insert small panel. (Fig.3)
3. Put some wood glue into side walls. Attach the side walls (Fig. 4)
3. Put some wood glue into wood dowels holes. Insert wood dowels using wood mallet. (Fig. 5)
4. Clean glue excess using damp cloth.