

ASSEMBLY INSTRUCTION

TBF-027R

BAHAMA 27" ROUND BISTRO FOLDING TABLE

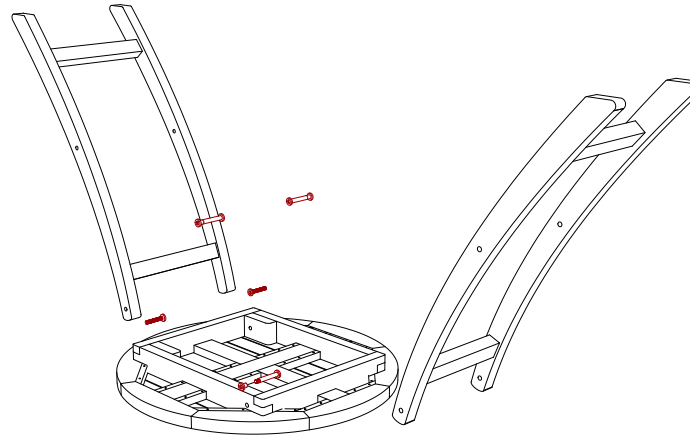
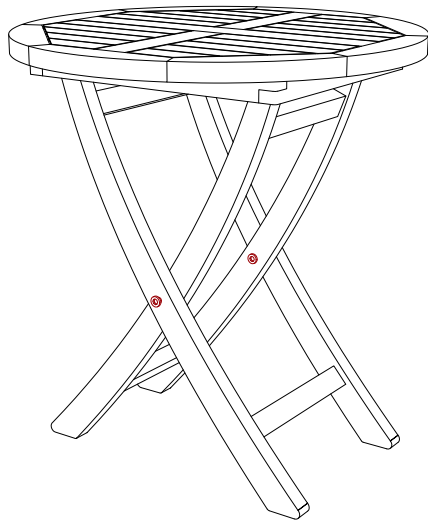


FIG.1

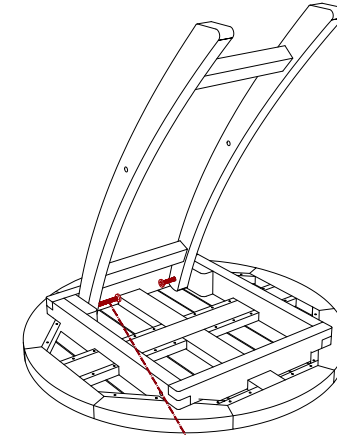


FIG.2

INSERT BOLT INTO THE HOLE

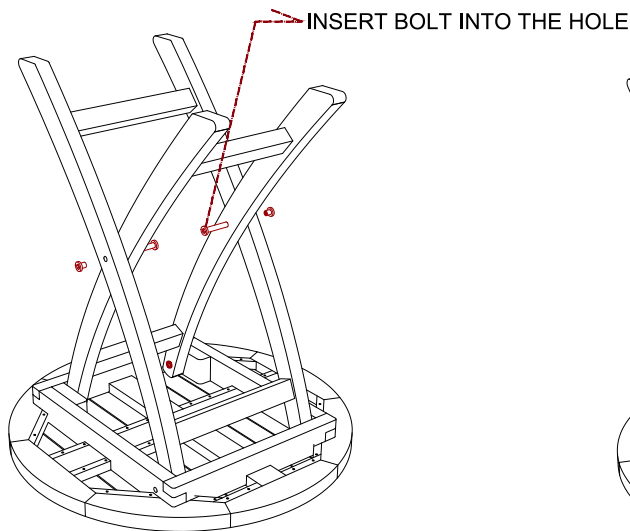


FIG.3

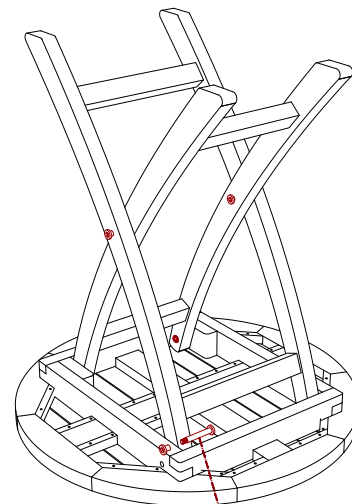


FIG.4

INSERT BOLT INTO
THE HOLE (as lock)

Part List :

- 1 pc Top frame & 2 Side base frames

Assembling :

1. Prepare Base Part to be assembled according to position (*right-left*) (FIG.1)
2. Join the first LEG (as parts number) to the Top Frame, then insert the 2 bolts (FIG.2)
3. Join the second LEG (*as parts number*) to the Top Frame, then insert the 2 bolts into the "X" holes (FIG.3)
4. Insert the bolt as a lock to the hole (FIG.4)